

B S R & Co. LLP

Chartered Accountants

5th Floor, Lodha Excelus,
Apollo Mills Compound
N. M. Joshi Marg, Mahalaxmi
Mumbai - 400 011
India

Telephone +91 (22) 4345 5300
Fax +91 (22) 4345 5399

Independent Auditor's Report

To the Members of

Tata Motors Insurance Broking and Advisory Services Limited

Report on the Audit of the Financial Statements

Opinion

We have audited the financial statements of Tata Motors Insurance Broking and Advisory Services Limited (the "Company"), which comprise the balance sheet as at 31 March 2020, the statement of profit and loss (including other comprehensive income), statement of changes in equity and statement of cash flows for the year then ended, and notes to the financial statements, including a summary of the significant accounting policies and other explanatory information.

In our opinion and to the best of our information and according to the explanations given to us, the aforesaid financial statements give the information required by the Companies Act, 2013 ("Act") in the manner so required and give a true and fair view in conformity with the accounting principles generally accepted in India, of the state of affairs of the Company as at 31 March 2020 and profit and other comprehensive income, changes in equity and its cash flows for the year ended on that date.

Basis for Opinion

We conducted our audit in accordance with the Standards on Auditing (SAs) specified under section 143(10) of the Act. Our responsibilities under those SAs are further described in the Auditor's Responsibilities for the Audit of the Financial Statements section of our report. We are independent of the Company in accordance with the Code of Ethics issued by the Institute of Chartered Accountants of India together with the ethical requirements that are relevant to our audit of the financial statements under the provisions of the Act and the Rules thereunder, and we have fulfilled our other ethical responsibilities in accordance with these requirements and the Code of Ethics. We believe that the audit evidence we have obtained is sufficient and appropriate to provide a basis for our opinion.

Emphasis of Matter

As described in Note 36 to the financial statements, the extent to which the COVID-19 pandemic will impact the Company's financial performance is dependent on future developments, which are highly uncertain.



B S R & Co (a partnership firm with Registration No. BA61223) converted into B S R & Co. LLP (a Limited Liability, Partnership with LLP Registration No. AAB-8181) with effect from October 14, 2013

Registered Office:
5th Floor, Lodha Excelus
Apollo Mills Compound
N. M. Joshi Marg, Mahalaxmi Mumbai -
400 011, India

Independent Auditor's Report (Continued)

Tata Motors Insurance Broking and Advisory Services Limited

Other Information

The Company's management and the Board of Directors are responsible for the other information. The other information comprises the information included in the Company's annual report, but does not include the financial statements and our auditor's report thereon. The other information is expected to be made available to us after the date of this auditor's report.

Our opinion on the financial statements does not cover the other information and we do not express any form of assurance conclusion thereon.

In connection with our audit of the financial statements, our responsibility is to read the other information and, in doing so, consider whether the other information is materially inconsistent with the financial statements or our knowledge obtained in the audit or otherwise appears to be materially misstated.

Management's' Responsibility for the Financial Statements

The Company's management and the Board of Directors are responsible for the matters stated in section 134(5) of the Act with respect to the preparation of these financial statements that give a true and fair view of the state of affairs, profit/loss and other comprehensive income, changes in equity and cash flows of the Company in accordance with the accounting principles generally accepted in India, including the Indian Accounting Standards (Ind AS) specified under section 133 of the Act. This responsibility also includes maintenance of adequate accounting records in accordance with the provisions of the Act for safeguarding of the assets of the Company and for preventing and detecting frauds and other irregularities; selection and application of appropriate accounting policies; making judgments and estimates that are reasonable and prudent; and design, implementation and maintenance of adequate internal financial controls that were operating effectively for ensuring accuracy and completeness of the accounting records, relevant to the preparation and presentation of the financial statements that give a true and fair view and are free from material misstatement, whether due to fraud or error.

In preparing the financial statements, Management and the Board of Directors are responsible for assessing the Company's ability to continue as a going concern, disclosing, as applicable, matters related to going concern and using the going concern basis of accounting unless the Board of Directors either intends to liquidate the Company or to cease operations, or has no realistic alternative but to do so.

The Board of Directors is also responsible for overseeing the Company's financial reporting process.

Auditor's Responsibilities for the Audit of the Financial Statements

Our objectives are to obtain reasonable assurance about whether the financial statements as a whole are free from material misstatement, whether due to fraud or error, and to issue an auditor's report that includes our opinion. Reasonable assurance is a high level of assurance, but is not a guarantee that an audit conducted in accordance with SAs will always detect a material misstatement when it exists. Misstatements can arise from fraud or error and are considered material if, individually or in the aggregate, they could reasonably be expected to influence the economic decisions of users taken on the basis of these financial statements.

Independent Auditor's Report (Continued)

Tata Motors Insurance Broking and Advisory Services Limited

Auditor's Responsibilities for the Audit of the Financial Statements (Continued)

As part of an audit in accordance with SAs, we exercise professional judgment and maintain professional skepticism throughout the audit. We also:

- Identify and assess the risks of material misstatement of the financial statements, whether due to fraud or error, design and perform audit procedures responsive to those risks, and obtain audit evidence that is sufficient and appropriate to provide a basis for our opinion. The risk of not detecting a material misstatement resulting from fraud is higher than for one resulting from error, as fraud may involve collusion, forgery, intentional omissions, misrepresentations, or the override of internal control.
- Obtain an understanding of internal control relevant to the audit in order to design audit procedures that are appropriate in the circumstances. Under section 143(3)(i) of the Act, we are also responsible for expressing our opinion on whether the company has adequate internal financial controls with reference to financial statements in place and the operating effectiveness of such controls.
- Evaluate the appropriateness of accounting policies used and the reasonableness of accounting estimates and related disclosures made by Management.
- Conclude on the appropriateness of Management and the Board of Directors use of the going concern basis of accounting and, based on the audit evidence obtained, whether a material uncertainty exists related to events or conditions that may cast significant doubt on the Company's ability to continue as a going concern. If we conclude that a material uncertainty exists, we are required to draw attention in our auditor's report to the related disclosures in the financial statements or, if such disclosures are inadequate, to modify our opinion. Our conclusions are based on the audit evidence obtained up to the date of our auditor's report. However, future events or conditions may cause the Company to cease to continue as a going concern.
- Evaluate the overall presentation, structure and content of the financial statements, including the disclosures, and whether the financial statements represent the underlying transactions and events in a manner that achieves fair presentation.

We communicate with those charged with governance regarding, among other matters, the planned scope and timing of the audit and significant audit findings, including any significant deficiencies in internal control that we identify during our audit.

We also provide those charged with governance with a statement that we have complied with relevant ethical requirements regarding independence, and to communicate with them all relationships and other matters that may reasonably be thought to bear on our independence, and where applicable, related safeguards.

Report on Other Legal and Regulatory Requirements

1. As required by the Companies (Auditors' Report) Order, 2016 (the "Order") issued by the Central Government in terms of section 143 (11) of the Act, we give in the "Annexure A" a statement on the matters specified in paragraphs 3 and 4 of the Order, to the extent applicable.
2. (A) As required by Section 143(3) of the Act, we report that:
 - a) We have sought and obtained all the information and explanations which to the best of our knowledge and belief were necessary for the purposes of our audit.
 - b) In our opinion, proper books of account as required by law have been kept by the Company so far as it appears from our examination of those books.

Independent Auditor's Report (Continued)

Tata Motors Insurance Broking and Advisory Services Limited

Report on Other Legal and Regulatory Requirements (Continued)

- c) The balance sheet, statement of profit and loss (including other comprehensive income), the statement of changes in equity and the statement of cash flows dealt with by this Report are in agreement with the books of account.
 - d) In our opinion, the aforesaid financial statements comply with the Ind AS specified under section 133 of the Act.
 - e) On the basis of the written representations received from the directors as on 31 March 2020 taken on record by the Board of Directors, none of the directors is disqualified as on 31 March 2020 from being appointed as a director in terms of Section 164(2) of the Act.
 - f) respect to the adequacy of the internal financial controls with reference to financial statements of the Company and the operating effectiveness of such controls, refer to our separate Report in "Annexure B".
- (B) With respect to the other matters to be included in the Auditor's Report in accordance with Rule 11 of the Companies (Audit and Auditors) Rules, 2014, in our opinion and to the best of our information and according to the explanations given to us:
- i. The Company has disclosed the impact of pending litigations as at 31 March 2020 on its financial position in its financial statements - Refer Note 28 to the financial statements.
 - ii. The Company did not have any long-term contracts including derivative contracts for which there were any material foreseeable losses.
 - iii. There were no amounts which were required to be transferred, to the Investor Education and Protection Fund by the Company.
- (C) With respect to the matter to be included in the Auditor's Report under section 197(16):
- In our opinion and according to the information and explanations given to us, the remuneration paid by the Company to its directors during the current year is in accordance with the provisions of Section 197 of the Act. The Ministry of Corporate Affairs has not prescribed other details under Section 197(16) which are required to be commented upon by us.

For **B S R & Co. LLP**
Chartered Accountants
Firm's Registration No: 101248W/W-100022



Vaibhav Shah
Partner

Membership No: 117377
UDIN: 20117377AAAA BT 4342

Mumbai
3 June 2020

Tata Motors Insurance Broking and Advisory Services Limited

Annexure A to the Independent Auditor's Report of even date on the financial statements of Tata Motors Insurance Broking and Advisory Services Limited

The Annexure referred to in the Independent Auditor's Report to the members of Tata Motors Insurance Broking and Advisory Services Limited (the "Company") on the financial statements for the year ended 31 March 2020, we report that:

- (i) (a) The Company has maintained proper records showing full particulars, including quantitative details and situation of fixed assets.
- (b) The Company has a program of physical verification of its fixed assets by which all fixed assets are verified once in three years. The last verification was conducted during the year ended 31 March 2020. In our opinion, this periodicity of physical verification is reasonable having regard to the size of the Company and the nature of its assets. No material discrepancies were noticed on such verification.
- (c) According to the information and explanations given to us and on the basis of our examination of the records of the Company, the Company has no immovable property. Accordingly, clause 3(i)(c) of the Order is not applicable to the Company.
- (ii) The Company's business does not involve holding of any inventories. Thus, clause 3(ii) of the Order is not applicable to the Company.
- (iii) According to the information and explanation given to us, the Company has not granted any loans, secured or unsecured to companies, firms, Limited Liability Partnerships or other parties covered in the register maintained under Section 189 of the Act. Accordingly, clause 3(iii) of the Order is not applicable to the Company.
- (iv) According to the information and explanation given to us. The Company has neither granted any loans to any director or any person in whom director is interested nor made investment in any company as specified in the provisions of Sections 185 and 186 of the Act. Accordingly, clause 3(iv) of the Order is not applicable.
- (v) According to the information and explanation given to us, the Company has not accepted any deposits from the public. Accordingly, clause 3(v) of the Order is not applicable to the Company.
- (vi) The Central Government has not prescribed the maintenance of cost records under Section 148(1) of the Act, for any services rendered by the Company. Accordingly, clause 3(vi) of the Order is not applicable to the Company.
- (vii) (a) According to the information and explanations given to us and on the basis of our examination of the records of the Company, amounts deducted/ accrued in the books of account in respect of undisputed statutory dues including provident fund, employees' state insurance, income tax, goods and service tax, cess and other material statutory dues have been regularly deposited during the year by the Company with the appropriate authorities. As explained to us, the Company did not have any dues on account of duty of customs, duty of excise, sales tax and value added tax.

According to the information and explanations given to us, no undisputed amounts payable in respect of provident fund, employees' state insurance, income tax, goods and service tax, cess and other material statutory dues were in arrears as at 31 March 2020 for a period of more than six months from the date they became payable.

Tata Motors Insurance Broking and Advisory Services Limited
Annexure A to the Independent Auditor's Report of even date on the
financial statements of Tata Motors Insurance Broking and Advisory
Services Limited (Continued)

- (b) According to the information and explanations given to us, the following amounts of service tax dues have not been deposited by the Company on account of disputes:

Name of the statute	Nature of dues	Amount (Rs.)	Period to which the amount relates	Forum where dispute is pending
The Finance Act, Service Tax 1994	Service Tax	2,45,500	July 2003 to October 2005	CESTAT

- (viii) In our opinion and according to the information and explanations given to us, the Company did not have any dues to any financial institution, bank, government or debenture holders during the year. Accordingly, clause 3(viii) of the Order is not applicable to the Company.
- (ix) According to the information and explanations given to us, the Company did not raise monies by way of initial public offer or further public offer (including debt instruments) and term loans during the year. Accordingly, clause 3(ix) of the Order is not applicable to the Company.
- (x) During the course of our examination of the books and records of the Company, carried out in accordance with the generally accepted auditing practices in India, and according to the information and explanations given to us, no material fraud by the Company or on the Company by its officers or employees has been noticed or reported during the year.
- (xi) According to the information and explanations given to us and based on our examination of the books and records of the Company, the Company has paid / provided for managerial remuneration in accordance with the requisite approvals mandated by the provisions of Section 197 read with Schedule V to the Act.
- (xii) In our opinion and according to the information and explanations given to us, the Company is not a Nidhi company. Accordingly, clause 3(xii) of the Order is not applicable to the Company.
- (xiii) According to the information and explanations given to us and based on our examination of the records of the Company, transactions with the related parties are in compliance with the Sections 177 and 188 of the Act where applicable and details have been disclosed in the financial statements as required by the applicable accounting standards.
- (xiv) According to the information and explanations given to us and based on our examination of the records of the Company, the Company has not made any preferential allotment or private placement of shares or fully or partly convertible debentures during the period under audit. Accordingly, clause 3(xiv) of the Order is not applicable.
- (xv) According to the information and explanations given to us and based on our examination of the records of the Company, the Company has not entered into any non-cash transactions with directors or persons connected with him. Accordingly, clause 3(xv) of the Order is not applicable.

B S R & Co. LLP

Tata Motors Insurance Broking and Advisory Services Limited

Annexure A to the Independent Auditor's Report of even date on the financial statements of Tata Motors Insurance Broking and Advisory Services Limited (*Continued*)

- (xvi) The Company is not required to get registered under 45-IA of the Reserve Bank of India Act, 1934. Accordingly, clause 3(xvi) of the Order is not applicable to the Company.

For B S R & Co. LLP
Chartered Accountants
Firm's Registration No: 101248W/W-100022



Vaibhav Shah
Partner

Membership No: 117377
UDIN: 20117377AAAABT4342

Mumbai
3 June 2020

Tata Motors Insurance Broking and Advisory Services Limited

Annexure B to the Independent Auditor's report on the financial statements of Tata Motors Insurance Broking and Advisory Services Limited for the period ended 31 March 2020

Report on the internal financial control under Clause (i) of Sub-section 3 of Section 143 of the Companies Act, 2013(the "Act")

(Referred to in paragraph I(A)(vi) under 'Report on Other Legal and Regulatory Requirements' section of our report of even date)

Opinion

We have audited the internal financial controls with reference to financial statements of Tata Motors Insurance Broking and Advisory Services Limited (the "Company") as of 31 March 2020 in conjunction with our audit of the financial statements of the Company for the year ended on that date.

In our opinion, the Company has, in all material respects, adequate internal financial controls with reference to financial statements and such internal financial controls were operating effectively as at 31 March 2020, based on the internal financial controls with reference to financial statements criteria established by the Company considering the essential components of internal control stated in the Guidance Note on Audit of Internal Financial Controls Over Financial Reporting issued by the Institute of Chartered Accountants of India (the "Guidance Note").

Management's Responsibility for Internal Financial Controls

The Company's management and the Board of Directors are responsible for establishing and maintaining internal financial controls based on the internal financial control with reference to financial statement criteria established by the Company considering the essential components of internal control stated in the Guidance Note. These responsibilities include the design, implementation and maintenance of adequate internal financial controls that were operating effectively for ensuring the orderly and efficient conduct of its business, including adherence to the Company's policies, the safeguarding of its assets, the prevention and detection of frauds and errors, the accuracy and completeness of the accounting records, and the timely preparation of reliable financial information, as required under the Companies Act, 2013 (the "Act").

Auditor's Responsibility

Our responsibility is to express an opinion on the Company's internal financial controls with reference to financial statements based on our audit. We conducted our audit in accordance with the Guidance Note and the Standards on Auditing, prescribed under section 143(10) of the Act, to the extent applicable to an audit of internal financial controls with reference to financial statements. Those Standards and the Guidance Note require that we comply with ethical requirements and plan and perform the audit to obtain reasonable assurance about whether adequate internal financial controls with reference to financial statements were established and maintained and whether such controls operated effectively in all material respects.

Our audit involves performing procedures to obtain audit evidence about the adequacy of the internal financial controls with reference to financial statements and their operating effectiveness. Our audit of internal financial controls with reference to financial statements included obtaining an understanding of internal financial controls, assessing the risk that a material weakness exists, and testing and evaluating the design and operating effectiveness of internal control based on the assessed risk.

Tata Motors Insurance Broking and Advisory Services Limited

Annexure B to the Independent Auditor's report on the financial statements of Tata Motors Insurance Broking and Advisory Services Limited for the period ended 31 March 2020 (Continued)

Auditor's Responsibility (Continued)

The procedures selected depend on the auditor's judgment, including the assessment of the risks of material misstatement of the financial statements, whether due to fraud or error.

We believe that the audit evidence we have obtained is sufficient and appropriate to provide a basis for our audit opinion on the Company's internal financial controls with reference to financial statements.

Meaning of Internal Financial controls with Reference to Financial Statements

A company's internal financial controls with reference to financial statements is a process designed to provide reasonable assurance regarding the reliability of financial reporting and the preparation of financial statements for external purposes in accordance with generally accepted accounting principles. A company's internal financial control with reference to financial statement includes those policies and procedures that (1) pertain to the maintenance of records that, in reasonable detail, accurately and fairly reflect the transactions and dispositions of the assets of the company; (2) provide reasonable assurance that transactions are recorded as necessary to permit preparation of financial statements in accordance with generally accepted accounting principles, and that receipts and expenditures of the company are being made only in accordance with authorizations of management and directors of the company; and (3) provide reasonable assurance regarding prevention or timely detection of unauthorized acquisition, use, or disposition of the company's assets that could have a material effect on the financial statements.

Inherent Limitations of Internal Financial controls with Reference to Financial Statements

Because of the inherent limitations of internal financial controls with reference to financial statements, including the possibility of collusion or improper management override of controls, material misstatements due to error or fraud may occur and not be detected. Also, projections of any evaluation of the internal financial controls with reference to financial statements to future periods are subject to the risk that the internal financial control with reference to financial statement become inadequate because of changes in conditions, or that the degree of compliance with the policies or procedures may deteriorate.

For **B S R & Co. LLP**

Chartered Accountants

Firm's Registration No: 101248W/W-100022



Vaibhav Shah

Partner

Membership No: 117377

UDIN: 20117377AAAABT4342

Mumbai

3 June 2020

Balance Sheet as at 31 March, 2020

(Amount in ₹)

Particulars	Notes	As at 31 March, 2020	As at 31 March, 2019
ASSETS			
(1) Non-current assets			
(a) Property, plant and equipment	2	1,18,70,720	1,53,77,803
(b) Right-of-use assets	2	5,85,80,701	-
(c) Intangible assets	2	84,74,422	60,51,614
(d) Intangible assets under development	2	9,49,000	26,69,100
(e) Financial assets:			
Other financial assets	3	1,21,32,686	1,18,06,269
(f) Deferred tax assets (net)	4	1,22,65,053	93,41,843
(g) Income tax assets (net)	5	23,15,62,830	12,91,89,921
(h) Other non-current assets	6	19,23,960	20,02,536
		33,77,59,372	17,64,39,086
(2) Current assets			
(a) Financial assets:			
(i) Investments	7	37,36,18,424	17,46,82,483
(ii) Trade receivables	8	1,51,51,700	5,32,66,505
(iii) Cash and cash equivalents	9	1,79,64,351	1,91,01,236
(iv) Other financial assets	3	17,19,72,915	21,83,36,833
(b) Other current assets	10	7,40,24,094	5,07,76,788
		65,27,31,484	51,61,63,845
TOTAL		99,04,90,856	69,26,02,931
EQUITY AND LIABILITIES			
(1) Equity			
(a) Equity share capital	14	5,00,00,000	5,00,00,000
(b) Other equity		34,90,36,701	28,79,86,034
		39,90,36,701	33,79,86,034
(2) Non-current liabilities			
(a) Financial liabilities:			
(i) Lease liabilities	16	4,39,86,778	-
(b) Provisions	15	3,37,95,000	2,34,16,000
		7,77,81,778	2,34,16,000
(3) Current liabilities			
(a) Financial liabilities:			
(i) Trade payables	17	16,02,04,047	1,90,53,084
(ii) Other financial liabilities	18	6,23,95,065	6,10,65,367
(iii) Lease liabilities	16	1,81,93,537	-
(b) Provisions	15	53,81,000	37,03,000
(c) Other current liabilities	19	26,74,98,728	24,73,79,446
		51,36,72,377	33,12,00,897
TOTAL		99,04,90,856	69,26,02,931

Notes 1 to 36 form an integral part of the financial statements

This is the Balance Sheet referred to in our report of even date

For B S R & Co. LLP
Chartered Accountants
Firm Registration No. 101248W/W-100022




Vaibhav Shah
Partner

Membership No. 117377

Mumbai, 3 June 2020

For and on behalf of the Board of Directors



Shyam Mani
Director
DIN - 00273598



V B Somaiya
Director
DIN - 03185227



R T Wasan
Director
DIN - 06425463



Ravichandran Murugesan
Managing Director, Chief Executive
Officer and Principal Officer
DIN - 07899184



Bhanu Bhai Sharma
Chief Financial Officer
and Company Secretary

Mumbai, 3 June 2020



(Amount in ₹)

Particulars	Notes	Year ended 31 March,	
		2020	2019
I. Income:			
(a) Revenue from operations	20	1,98,07,30,724	1,97,09,46,290
(b) Other income	21	2,36,92,083	2,52,37,839
Total Income (a+b)		2,00,44,22,807	1,99,61,84,129
II. Expenses:			
(a) Employee benefits expense	22	35,12,29,757	28,68,07,500
(b) Depreciation and amortisation expense	2	2,84,00,266	73,04,211
(c) Finance cost	23	55,39,798	-
(d) Other expenses	24	1,40,94,16,053	1,44,55,01,967
Total Expenses (a+b+c)		1,79,45,85,874	1,73,96,13,678
III. Profit before tax (I-II)		20,98,36,933	25,65,70,451
IV. Tax expense:			
(a) Current tax		5,74,21,560	7,03,96,110
(b) Deferred tax		(24,16,712)	5,37,600
Total Tax Expenses (a+b)		5,50,04,848	7,09,33,710
V. Profit for the period (III-IV)		15,48,32,085	18,56,36,741
VI. Other comprehensive income:			
(a) Remeasurement losses on defined benefit obligations		(38,70,924)	(28,10,000)
(b) Income Tax relating to items that will not be reclassified in subsequent year		5,06,500	8,18,272
Net Other comprehensive income not to reclassified in subsequent year		(33,64,424)	(19,91,728)
VII. Total comprehensive income for the year (V+VI)		15,14,67,661	18,36,45,013
VIII. Earnings per equity share (annualised) :			
Basic and Diluted Earning Per Share (Nominal Value per share ₹ 10)	30	30.97	37.13

Notes 1 to 36 form an integral part of the financial statements

This is the Statement of Profit and Loss referred to in our report of even date

For B S R & Co. LLP
Chartered Accountants
Firm Registration No. 101248W/W-100022




Vaibhav Shah
Partner

Membership No. 117377

Mumbai, 3 June 2020

For and on behalf of the Board of Directors



Shyam Mani
Director
DIN - 00273598



V B Somaiya
Director
DIN - 03185227



R T Wasan
Director
DIN - 06425463



Ravichandran Murugesan
Managing Director, Chief Executive Officer
and Principal Officer
DIN - 07899184

Mumbai, 3 June 2020



Bhanu Bhai Sharma
Chief Financial Officer and
Company Secretary



Statement of Changes in Equity as at 31 March 2020

(Amount in ₹)

Particulars	Equity Share Capital (a)	Other Equity (b)				Total equity attributable to equity holders of the Company
		Reserves and Surplus		Other Comprehensive Income	Total	
		General Reserve	Retained Earnings			
Balance as of 1 April, 2019	5,00,00,000	60,90,000	29,02,91,067	(83,95,027)	28,79,86,040	33,79,86,040
Profit for the year ended 31 March 2020	-	-	15,48,32,085	-	15,48,32,085	15,48,32,085
Appropriations -						
Dividend (Refer Note No. 32)	-	-	(7,50,00,000)	-	(7,50,00,000)	(7,50,00,000)
Tax on Dividend	-	-	(1,54,17,000)	-	(1,54,17,000)	(1,54,17,000)
Remeasurement losses on defined benefit obligations (net of tax effect)	-	-	-	(33,64,424)	(33,64,424)	(33,64,424)
Balance as of 31 March, 2020	5,00,00,000	60,90,000	35,47,06,152	(1,17,59,451)	34,90,36,701	39,90,36,701

(Amount in ₹)


Particulars	Equity Share Capital (a)	Other Equity (b)				Total equity attributable to equity holders of the Company
		Reserves and Surplus		Other Comprehensive Income	Total	
		General Reserve	Retained Earnings			
Balance as of 1 April, 2018	5,00,00,000	60,90,000	22,52,10,320	(64,03,299)	22,48,97,021	27,48,97,021
Profit for the year ended 31 March 2019	-	-	18,56,36,741	-	18,56,36,741	18,56,36,741
Appropriations -						
Dividend (Refer Note No. 30)	-	-	(10,00,00,000)	-	(10,00,00,000)	(10,00,00,000)
Tax on Dividend	-	-	(2,05,56,000)	-	(2,05,56,000)	(2,05,56,000)
Remeasurement losses on defined benefit obligations (net of tax effect)	-	-	-	(19,91,728)	(19,91,728)	(19,91,728)
Balance as of 31 March, 2019	5,00,00,000	60,90,000	29,02,91,061	(83,95,027)	28,79,86,034	33,79,86,034

Notes 1 to 36 form an integral part of the financial statements

This is the Statement of Changes in equity referred to in our report of even date

For B S R & Co. LLP
Chartered Accountants
Firm Registration No. 101248W/W-100022

For and on behalf of the Board of Directors



Shyam Mani
Director
DIN - 00273598



V B Somaiya
Director
DIN - 03185227



R T Wasan
Director
DIN - 06425463



Vaibhav Shah
Partner

Membership No. 117377

Mumbai, 3 June 2020



Ravichandran Murugesan
Managing Director, Chief Executive Officer and Principal Officer
DIN - 07899184

Mumbai, 3 June 2020



Bhanu Bhai Sharma
Chief Financial Officer and Company Secretary



Particulars	Year ended 31 March,	
	2020	2019
A. Cash flows from operating activities		
Net profit before tax as per statement of profit and loss	20,98,36,933	25,65,70,451
Adjustments for:		
Depreciation and amortisation expenses	2,84,00,266	73,04,211
Provision for doubtful debts	28,70,531	(9,08,512)
Net gain on sale of investments	(1,29,38,703)	(2,48,13,823)
Loss on sale of property, plant and equipment	1,76,135	806
Net gain on fair value of investments	(34,97,238)	91,15,380
Amortisation of prepaid rent	5,17,218	(4,75,834)
Interest income on lease deposits	(4,53,520)	3,70,245
Interest income on deposit with banks	(3,40,367)	(3,46,986)
Interest on ICD	(61,15,068)	(70,37,672)
Interest on Leased Liability	55,39,798	-
Operating profit before working capital changes	22,39,95,985	23,97,78,266
Changes in working capital		
<u>Adjustment for increase / decrease in work capital</u>		
Trade receivables	3,52,44,274	(24,86,948)
Other current and non-current assets	2,31,28,617	(2,81,36,991)
Trade payables	14,11,50,963	(2,36,44,317)
Other financial liabilities	13,29,698	2,66,75,566
Other current liabilities	2,01,19,282	(5,87,33,160)
Provisions	81,86,076	61,65,000
Cash flow from operating activities	45,31,54,895	15,96,17,416
Taxes paid	(15,97,94,469)	(14,94,98,254)
Net cash flows from operating activities	29,33,60,426	1,01,19,162
B. Cash flows from investing activities		
Acquisition of property, plant and equipment	(75,73,335)	(1,40,63,067)
Proceeds from sale of property, plant and equipment	52,565	-
Interest received	61,31,899	71,39,595
Deposits Issued	-	-
Purchase of investments in mutual funds	(1,56,75,00,001)	(1,02,74,99,998)
Proceeds from redemption of investments in mutual funds	1,38,50,00,000	1,20,70,00,001
Net cash flows used in investing activities	(18,38,88,872)	17,25,76,531
C. Cash Flows from financing activities		
Lease Payment	(1,46,51,642)	-
Interest on Lease Payment	(55,39,798)	-
Dividend paid	(7,50,00,000)	(15,00,00,000)
Dividend tax paid	(1,54,17,000)	(3,07,35,000)
Net cash flow used in financing activities	(11,06,08,440)	(18,07,35,000)
Net increase in cash and cash equivalents	(11,36,885)	19,60,693
Cash and cash equivalents as at beginning of the year	1,91,01,236	1,71,40,543
Cash and cash equivalents as at end of the year	1,79,64,351	1,91,01,236
Composition of cash and cash equivalents		
Balances with banks in current accounts	1,79,32,039	1,90,74,738
Cash on hand	32,312	26,498
Cash and cash equivalents as per Note No. 9	1,79,64,351	1,91,01,236

Notes 1 to 36 form an integral part of the financial statements

This is the Cash Flow Statement referred to in our report of even date.

For B S R & Co. LLP
Chartered Accountants
Firm Registration No. 101248W/W-100022

Vaibhav Shah
Partner

Membership No. 117377

Mumbai, 3 June 2020

For and on behalf of the Board of Directors

Shyam Mani
Director
DIN - 00273598

V B Somaiya
Director
DIN - 03185227

R T Wasan
Director
DIN - 06425463

Ravichandran Murugesan
Managing Director, Chief Executive
Officer and Principal Officer
DIN - 07899184

Bhanu Bhar Sharma
Chief Financial Officer
and Company Secretary

Mumbai, 3 June 2020



Tata Motors Insurance Broking and Advisory Services Limited

Notes forming part of Financial Statements for year ended 31 March, 2020

Note "1" – Company Overview

A. BACKGROUND

Tata Motors Insurance Broking & Advisory Services Limited ("TMIBASL" or "the Company" – Erstwhile – Tata Motors Insurance Services Limited) is a public limited company, incorporated in July 1997 under the Companies Act, 1956 domiciled in India and has its registered office at Mumbai, Maharashtra, India. TMIBASL is a wholly owned subsidiary of Tata Motors Limited.

TMIBASL has renewed its composite broker license from 13 May 2020 to 12 May 2023.

B. SIGNIFICANT ACCOUNTING POLICIES

i. Basis of Preparation

The financial statements have been prepared in accordance with Indian Accounting Standards (Ind AS) under the historical cost convention on the accrual basis except for certain financial instruments which are measured at fair values and the provisions of the Companies Act, 2013 ('Act') (to the extent notified). The Ind AS are prescribed under Section 133 of the Act read with Companies (Indian Accounting Standards) Rules as amended from time to time.

ii. Use of Estimates

The preparation of financial statements in conformity with Indian Accounting Standards requires management to make estimates, judgments and assumptions that affect the reported amounts of assets and liabilities, revenues and expenses and disclosure of contingent liabilities. Management believes that the estimates used in preparation of the financial statements are prudent and reasonable. Actual results could differ from those estimates. Any revision to accounting estimates is recognised in the period in which such revisions are made and, if material, their effects are disclosed in the notes to the financial statements.

Estimates and underlying assumptions are reviewed on an ongoing basis. Revisions to accounting estimates are recognised in the period in which the estimates are revised and future periods are affected.

Key source of estimation of uncertainty at the date of financial statements, which may cause adjustment to the carrying amounts of assets and liabilities within the next financial year, is in respect of useful lives of property, plant and equipment, valuation of deferred tax assets, provisions and contingent liabilities and fair value measurement of financial instruments.

iii. Cash flow statement

Cash flows are reported using the indirect method, whereby profit / (loss) before extraordinary items and tax is adjusted for the effects of transactions of non-cash nature and any deferrals or accruals of past or future cash receipts or payments. The cash flows from operating, investing and financing activities of the Company are segregated based on the available information.

iv. Property, Plant and Equipment, Intangible assets and Intangible assets under development

Property, plant & equipment are stated at cost, less accumulated depreciation/ amortisation and impairment losses, if any.

Cost includes the purchase price (excluding refundable taxes) and expenses directly attributable to the asset to bring the asset to the site and in the working condition for its intended use and estimated costs of dismantling and removing the item and restoring the site on which it is located.

Intangible assets purchased are measured at cost less accumulated amortization and impairment, if any

Intangible assets under development:

Expenditure on software development eligible for capitalisation are carried as Intangible assets under development where such assets are not yet ready for their intended use.



Tata Motors Insurance Broking and Advisory Services Limited

Notes forming part of Financial Statements for year ended 31 March, 2020

v. Depreciation

Depreciation is calculated on cost of items of Property, plant & equipment, less their estimated residual value over their estimated useful lives using straight line method and is recognised in the Statement of Profit and Loss.

The estimated useful lives of assets are as follows:

Tangible Assets	Useful lives as determined by Management	Useful lives as per Companies Act
Office equipment	5 years	5 years
Furniture and fixtures	15 years	10 years
Computers	4 years	3 years
Motor vehicles	4 years	8 years
Leasehold improvements	3 years	3 years

Based on technical evaluation, management believes that the useful lives as given above best represent the period over which management expects to use these assets. Hence, the useful lives for these assets are different from the useful lives as prescribed under Part C of Schedule II of the Companies Act 2013.

vi. Intangible assets

Intangible assets purchased are measured at cost less accumulated amortisation and impairment, if any.

Intangible assets are amortised on a straight-line basis over their estimated useful lives as given below:

- Website development costs (3 years)
- Software (5 years)

Amortisation methods and useful lives are reviewed at each financial year end.

vii. Intangible assets under development

Expenditure on Software development eligible for capitalisation are carried as Intangible assets under development where such assets are not yet ready for their intended use.

viii. Impairment

- (i) Financial assets (other than fair value):

The Company assesses at each reporting period whether financial assets are impaired. Ind AS 109 requires expected credit losses to be measured through a loss allowance. The Company recognises lifetime expected losses for all contract assets and/or all trade receivables that do not constitute financing transaction. For all other financial assets, expenses or losses are measured at an amount equal to the 12-months expected credit loss or at an amount equal to life time expected credit loss if the credit risk on the financial assets has increased significantly since initial recognition.

- (ii) Non-financial assets – tangible, intangible assets:

Property, plant & equipment and intangible assets with finite life are evaluated for recoverability whenever there is any indication that their carrying value may not be recoverable. If any such indication exists, the recoverable amount (i.e. higher of fair value less cost to sell and value-in-use) is determined on individual asset basis unless asset does not generate cash flows that are largely independent of those from other assets. In such cases, the recoverable amount is determined for the cash generating unit (CGU) to which the asset belongs.

If the recoverable amount of an asset (or CGU) is estimated to be less than its carrying amount, the carrying amount of the asset (or CGU) is reduced to its recoverable amount. An impairment loss is recognised in the statement of profit and loss.



15

16

Tata Motors Insurance Broking and Advisory Services Limited

Notes forming part of Financial Statements for year ended 31 March, 2020

ix. Revenue Recognition

The Company earns brokerage from insurance and reinsurance companies on placement of insurance policies and revenue is recognised from the policy risk start date when the policy placement is substantially completed and accepted and the ultimate collection thereof is reasonably certain. The Company presents revenue net of applicable taxes in the Statement of Profit and loss.

Unbilled revenue, included in other financial assets represents revenue recognised from last bill cycle date to the end of the reporting period. These are billed in subsequent periods based on the terms of the billing plans / contractual arrangements.

Interest income is accrued evenly over the year on the instrument.

x. Employee Benefits

(a) Gratuity

The Company provides for gratuity, a defined benefit retirement plan covering all regular employees. Benefits under the defined plans are typically based on years of service and the employee's compensation (generally immediately before separation). Expenses for defined-benefit gratuity payable to employees is computed as at the balance sheet date by independent actuary using projected unit credit method in a manner that distributes expenses over the employee's working life. These commitments are valued at the present value of expected future payments, with consideration for calculated future salary increases, utilising a discount rate corresponding to the interest rate estimated by the actuary having regard to the interest rate on government bonds with a remaining term that is almost equivalent to the average balance working period of employees on an actuarial basis. This liability is not externally funded.

(b) Superannuation

The Company has defined contribution superannuation plan. The contribution to superannuation fund is at the option of the Employee. Contributions towards superannuation are to be paid into a Superannuation fund. The Company recognises such contributions as an expense when incurred and has no further obligation beyond this contribution. The Company contributes up to 15% of the eligible employees' salary to the trust every year, subject to maximum of Rs.1 Lakh. The Superannuation contribution is paid to the superannuation Fund of Tata Motors Limited.

(c) Provident Fund

The eligible employees of the Company are entitled to receive benefits under the provident fund, a defined contribution plan, in which both employees and the Company make monthly contributions at a specified percentage of the covered employees' salary (currently 12% of employees' salary). The Provident Fund under the law is paid to the provident fund set up by Tata Motors Limited and Pension contributions are paid to the Regional Provident Fund Commissioner. The Company's payment to the defined contribution plan is recognised as an expense during the period in which the employees perform the services that the payment covers.

Given the prescribed investment pattern, most investment of provident fund' have historically been in debt securities, which were giving secure returns. However, during the year ended March 31, 2020, with a ratings downgrade and potential bond default of some of the biggest companies, the total liability principal and interest guarantee has been actuarially valued as a defined benefit.

(d) Compensated absences

The Company provides for encashment of leave or leave with pay subject to certain rules. The employees are entitled to accumulate leave subject to certain limits for future encashment. The expected cost of accumulating compensated absences is determined by actuarial valuation performed by an independent actuary at each balance sheet date using projected unit credit method on the additional amount expected to be paid/availed as a result of the unused entitlement that has accumulated at the balance sheet date.



15

16

xi. Financial Instruments

Financial assets and liabilities are recognised when the Company becomes a party to the contractual provisions of the instrument. Financial assets and liabilities are initially measured at fair value. Transaction costs that are directly attributable to the acquisition or issue of financial assets and financial liabilities (other than financial assets and financial liabilities at fair value through profit or loss) are added to or deducted from the fair value measured on initial recognition of financial asset or financial liability.

• **Cash and cash equivalents :**

The Company considers all highly liquid financial instruments, which are readily convertible into known amounts of cash that are subject to an insignificant risk of change in value and having original maturities of three months or less from the date of purchase, to be cash equivalents. Cash and cash equivalents consist of balances with banks which are unrestricted for withdrawal and/or usage.

• **Financial assets carried at amortised cost**

Financial assets are subsequently measured at amortised cost if these financial assets are held within a business whose objective is to hold these assets in order to collect contractual cash flows and the contractual terms of the financial asset give rise on specified dates to cash flows that are solely payments of principal and interest on the principal amount outstanding.

• **Financial assets at fair value through other comprehensive income**

Financial assets are subsequently measured at fair value through other comprehensive income if these financial assets are held within a business whose objective is achieved by both collecting contractual cash flows and selling financial assets and the contractual terms of the financial asset give rise on specified dates to cash flows that are solely payments of principal and interest on the principal amount outstanding.

• **Financial assets at fair value through profit or loss**

Financial assets are subsequently measured at fair value through profit or loss unless it is measured at amortised cost or at fair value through other comprehensive income on initial recognition. The transaction costs directly attributable to the acquisition of financial assets and liabilities at fair value through profit or loss are immediately recognised in profit or loss.

• **Financial Liabilities**

Financial liabilities are subsequently measured at amortised cost using the effective interest method. For trade and other payables maturing within one year from the balance sheet date, the carrying amounts approximate fair value due to the short maturity of these instruments.

xii. Income Taxes

Income tax expense comprises current tax expense and the net change in the deferred tax asset or liability during the year. Current and deferred tax are recognised in profit or loss, except when they relate to items that are recognised in other comprehensive income or directly in equity, in which case, the current and deferred tax are also recognised in other comprehensive income or directly in equity, respectively.

Current income taxes

Current income tax for current and prior periods is recognized at the amount expected to be paid to or recovered from the tax authorities using the tax rates and tax laws that have been enacted or substantively enacted by the balance sheet date.

Deferred income taxes

Deferred income tax is recognised using the balance sheet approach. Deferred income tax assets and liabilities are recognized for all temporary differences arising between the tax bases of assets and liabilities and their carrying amounts in the financial statements.

Deferred income tax asset are recognised to the extent that it is probable that taxable profit will be available against which the deductible temporary differences and the carry forward of unused tax credits and unused tax losses can be utilised.



15

Tata Motors Insurance Broking and Advisory Services Limited

Notes forming part of Financial Statements for year ended 31 March, 2020

Deferred tax assets are reviewed at each reporting date and are reduced to the extent that it is no longer probable that the related tax benefit will be realised.

Deferred income tax assets and liabilities are measured using tax rates and tax laws that have been enacted or substantively enacted at the reporting date and expected to apply when the asset is realised or the liability is settled.

xiii. Lease

Leases are classified as operating lease where significant portion of risks and reward of ownership of assets acquired under lease are retained by the lessor. Lease rentals for such leases are charged to Statement of Profit and Loss on a straight-line basis over the lease term

The 'effective interest rate' is the rate that exactly discounts estimated future cash payments or receipts through the expected life of the financial instrument to:

- The gross carrying amount of the financial asset; or
- The amortised cost of the financial liability

In calculating the interest income and expense, the effective interest rate is applied to the gross carrying amount of the asset or to the amortised cost of the liability.

xiv. Provisions and Contingencies

A provision is recognised when the Company has a present obligation (legal or constructive) as a result of past event and it is probable that an outflow of resources will be required to settle the obligation, in respect of which reliable estimate can be made. Provisions (excluding retirement benefits) are not discounted to its present value and are determined based on best estimate required to settle the obligation at the balance sheet date. These are reviewed at each balance sheet date and adjusted to reflect the current best estimates.

Contingent liabilities are disclosed in respect of possible obligations that arise from past events, whose existence would be confirmed by the occurrence or non-occurrence of one or more uncertain future events not wholly within the control of the company.

A contingent asset is neither recognised nor disclosed.

xv. Goods & Service tax input credit

Goods & Service tax input credit is accounted for in the books in the period in which the underlying goods / services received is accounted and when there is reasonable certainty in availing / utilising the credits.

xvi. Earnings per share

Earnings per share is calculated by dividing the profit or loss attributable to equity shareholders by the weighted average number of equity shares outstanding during the year. The number of shares used in computing the diluted earnings per share comprises the weighted average number of equity shares considered for deriving basic earnings per share and also weighted average number of shares which could have been issued on convergence of all dilutive potential equity shares. The Company did not have any potentially dilutive securities in any of the periods presented.

xvii. Foreign currency

Foreign currency transactions are recorded at exchange rate prevailing on the date of the transactions. Foreign currency denominated monetary assets and liabilities are retranslated at the exchange rate prevailing on the balance sheet date. Exchange gains and losses arising on settlement and restatement are recognised in the statement of profit and loss.

15



16

Particulars	Gross book value			Accumulated depreciation / amortisation			Net book value			
	Opening balance as at 1 April, 2019	Additions	Disposals	Closing balance as at 31 March, 2020	Opening balance as at 1 April, 2019	Depreciation and amortisation expense for the period	Disposals	Closing balance as at 31 March, 2020	As at 31 March, 2020	As at 31 March, 2019
(i) Tangible assets										
Leasehold improvement	2,853,244	-	-	2,853,244	549,118	851,735	-	1,400,853	1,452,391	2,304,126
Office equipment	2,606,951	-	159,668	2,447,283	1,529,949	369,028	147,581	1,751,396	695,887	1,077,002
Furniture and fixtures	1,216,192	-	15,000	1,201,192	147,128	77,194	1,160	223,162	978,030	1,069,064
Computer	10,240,005	765,758	417,778	10,587,985	3,860,085	2,609,478	267,570	6,221,993	4,365,992	6,359,920
Motor vehicle	6,359,331	1,670,177	1,051,300	6,978,208	1,791,640	1,806,883	998,735	2,598,788	4,378,420	4,567,691
Total tangible assets (A)	23,275,723	2,435,935	1,643,746	24,067,912	7,897,920	5,714,318	1,415,046	12,197,192	11,870,720	15,377,803
(ii) Right-of-use assets										
Office Premise	-	76,831,957	-	76,831,957	-	18,251,256	-	18,251,256	56,580,701	-
Total rou assets (B)	-	76,831,957	-	76,831,957	-	18,251,256	-	18,251,256	56,580,701	-
(iii) Intangible assets										
Website development	162,746	-	-	162,746	162,746	-	-	162,746	-	-
Software	17,490,345	6,857,500	1,966,674	22,381,171	11,438,731	4,434,692	1,966,674	13,906,749	8,474,422	6,051,614
Total intangible assets (C)	17,653,091	6,857,500	1,966,674	22,543,917	11,601,477	4,434,692	1,966,674	14,068,495	8,474,422	6,051,614
Intangible assets under development (D)	2,669,100	4,303,650	6,023,750	949,000	-	-	-	-	949,000	2,669,100
Grand total (A)+(B)+(C)+(D)	43,597,914	90,429,042	9,634,170	124,392,786	19,499,397	28,400,266	3,381,720	44,517,943	79,874,843	24,098,517

Particulars	Gross book value			Accumulated depreciation / amortisation			Net book value			
	Opening balance as at 1 April, 2018	Additions	Disposals	Closing balance as at 31 March, 2019	Opening balance as at 1 April, 2018	Depreciation and amortisation expense	Disposals	Closing balance as at 31 March, 2019	As at 31 March, 2019	As at 31 March, 2018
(i) Tangible Assets										
Leasehold improvement	304,768	2,548,476	-	2,853,244	304,768	244,350	-	549,118	2,304,126	-
Office equipment	2,109,324	507,127	9,500	2,606,951	1,205,901	332,742	6,694	1,529,949	1,077,002	903,423
Furniture and fixtures	842,851	373,341	-	1,216,192	83,255	63,873	-	147,128	1,069,064	759,596
Computer	6,892,056	3,347,949	-	10,240,005	1,842,825	2,037,260	-	3,880,085	6,359,920	5,049,231
Motor vehicle	2,617,257	3,742,074	-	6,359,331	675,705	1,115,935	-	1,791,640	4,567,691	1,941,552
Total tangible Assets (A)	12,766,256	10,518,967	9,500	23,275,723	4,112,454	3,794,160	8,694	7,897,920	15,377,803	8,653,802
(ii) Intangible Assets										
Website Development	162,746	-	-	162,746	162,746	-	-	162,746	-	-
Software	15,765,345	1,725,000	-	17,490,345	7,928,680	3,510,051	-	11,438,731	6,051,614	7,836,665
Total intangible Assets (B)	15,928,091	1,725,000	-	17,653,091	8,091,426	3,510,051	-	11,601,477	6,051,614	7,836,665
Intangible assets under development (C)	850,000	2,419,100	600,000	2,669,100	-	-	-	-	2,669,100	850,000
Grand Total (A)+(B)+(C)	29,544,347	14,663,067	609,500	43,597,914	12,203,880	7,304,211	8,694	19,499,397	24,098,517	17,340,467




Tata Motors Insurance Broking and Advisory Services Limited

Notes forming part of Financial Statements as at 31 March, 2020

			(Amount in ₹)	
			As at 31 March, 2020	As at 31 March, 2019
Note No. "3"				
Other financial assets				
Non-current				
			5,64,388	2,73,206
	Interest accrued but not due			
	Restricted bank deposits with maturity of more than 12 months (Represents fixed deposit under lien with Insurance Regulatory & Development Authority of India)		50,00,000	50,00,000
	Lease deposits		65,68,298	65,33,063
			1,21,32,686	1,18,06,269
Current				
	Unbilled revenue		17,11,30,552	21,76,97,870
	Lease deposits		8,42,363	6,38,963
			17,19,72,915	21,83,36,833
Note No. "4"				
Deferred tax assets (net)				
	Property, plant and equipment		39,20,083	41,22,100
	Provision for employee benefits		76,17,328	52,94,001
	Allowance for bad and doubtful debts		7,25,844	(46,527)
	Others		12,69,029	4,20,091
	Deferred Tax Assets		1,35,32,284	97,89,665
	Unrealised gain on investments carried at fair value		12,67,231	4,47,822
	Deferred Tax Liabilities		12,67,231	4,47,822
			1,22,65,053	93,41,843
Note No. "5"				
Income tax assets (net)				
	Advance income tax (net of provision)		23,15,62,830	12,91,89,921
Note No. "6"				
Other non-current assets				
Unsecured, considered good				
(a)	Security deposits		1,26,350	1,26,350
(b)	Prepaid expense		17,97,610	18,76,186
			19,23,960	20,02,536
Note No. "7"				
Investments (Investments carried at fair value through profit and loss)				
	Investment in mutual funds: unquoted	Face Value	No. of Units	
	HDFC Liquid Fund - Direct Plan - Growth Option	10	10,406.42 (11,028.69)	4,06,53,851 4,05,66,689
	Aditya Birla Sun Life Saving Fund - Growth - Direct Plan	100	1,61,725.74 (1,32,078.42)	6,48,24,364 4,91,01,207
	Kotak Liquid Scheme Plan A - Direct Plan - Growth	1000	471.74 (364.23)	18,93,981 13,78,365
	Kotak Treasury Advantage Fund - Direct Plan - Growth	10	18,75,596.10 (50,490.33)	6,16,20,271 15,42,610
	ICICI Prudential Money Market Fund - Direct Plan - Growth	100	2,21,261.63 (1,65,671.46)	6,17,90,607 4,31,01,251
	ICICI Prudential Flexible Income - Direct Plan - Growth	10	3,65,897.16 (1,07,961.54)	14,28,35,350 3,89,92,361
			37,36,18,424	17,46,82,483

Note : Figures in () relate to number of units as at March 31, 2019.



15

16

Tata Motors Insurance Broking and Advisory Services Limited

Notes forming part of Financial Statements as at 31 March, 2020

	As at 31 March, 2020	(Amount in ₹) As at 31 March, 2019
Note No. "8"		
Trade receivables		
Unsecured, considered good	1,51,51,700	5,32,66,505
Doubtful	30,43,764	-
Less: Allowance for bad and doubtful debts	(30,43,764)	-
	1,51,51,700	5,32,66,505
Note No. "9"		
Cash and cash equivalents		
a) Balances with banks - in current account	1,79,32,039	1,90,74,738
b) Cash on hand	32,312	26,498
	1,79,64,351	1,91,01,236
Note No. "10"		
Other current assets		
Considered good		
Indirect tax recoverable	6,81,53,123	4,47,62,345
Prepaid expenses	57,28,986	22,13,398
Others	1,41,985	38,01,045
	7,40,24,094	5,07,76,788

12



du

Disclosures on Financial Instruments

1) The carrying value and fair value of financial instruments by categories as of 31 March, 2020 were as follows:

(Amount in ₹)

Particulars	Amortised Cost	Fair Value Through Profit / Loss	Fair Value Through Other Comprehensive Income	Total Carrying Value	Total Fair Value
Financial Assets					
a) Investments in mutual funds	-	37,36,18,424	-	37,36,18,424	37,36,18,424
b) Trade receivables	1,51,51,700	-	-	1,51,51,700	1,51,51,700
c) Cash and cash equivalents	1,79,64,351	-	-	1,79,64,351	1,79,64,351
d) Other financial assets - non-current	1,21,32,686	-	-	1,21,32,686	1,21,32,686
e) Other financial assets - current	17,19,72,915	-	-	17,19,72,915	17,19,72,915
Total	21,72,21,652	37,36,18,424	-	59,08,40,076	59,08,40,076
Financial Liabilities					
a) Trade payables	16,02,04,047	-	-	16,02,04,047	16,02,04,047
b) Other financial liabilities	6,23,95,065	-	-	6,23,95,065	6,23,95,065
Total	22,25,99,112	-	-	22,25,99,112	22,25,99,112

A) The hierarchy of financial instruments measured at fair value on recurring basis as of 31 March, 2020:

(Amount in ₹)

Particulars	Level 1	Level 2	Level 3	Total
Financial Assets				
a) Investments in Mutual Funds	37,36,18,424	-	-	37,36,18,424
Total	37,36,18,424	-	-	37,36,18,424

2) The carrying value and fair value of financial instruments by categories as of 31 March, 2019 were as follows:

(Amount in ₹)

Particulars	Amortised Cost	Fair Value Through Profit / Loss	Fair Value Through Other Comprehensive Income	Total Carrying Value	Total Fair Value
Financial Assets					
a) Investments in mutual funds	-	17,46,82,483	-	17,46,82,483	17,46,82,483
b) Trade receivables	5,32,66,505	-	-	5,32,66,505	5,32,66,505
c) Cash and cash equivalents	1,91,01,236	-	-	1,91,01,236	1,91,01,236
d) Other financial assets - non-current	1,18,06,269	-	-	1,18,06,269	1,18,06,269
e) Other financial assets - current	21,83,36,833	-	-	21,83,36,833	21,83,36,833
Total	30,25,10,843	17,46,82,483	-	47,71,93,326	47,71,93,326
Financial Liabilities					
a) Trade payables	1,90,53,084	-	-	1,90,53,084	1,90,53,084
b) Other financial liabilities	6,10,65,367	-	-	6,10,65,367	6,10,65,367
Total	8,01,18,451	-	-	8,01,18,451	8,01,18,451

B) The hierarchy of financial instruments measured at fair value on recurring basis as of 31 March, 2019:

(Amount in ₹)

Particulars	Level 1	Level 2	Level 3	Total
Financial Assets				
a) Investments in Mutual Funds	17,46,82,483	-	-	17,46,82,483
Total	17,46,82,483	-	-	17,46,82,483

The management assessed that cash and cash equivalents, other current financial assets, trade receivables, trade payables, and other current liabilities approximate their carrying amounts largely due to the short-term maturities of these instruments. Other non-current financial asset is shown at amortised cost.

The fair value of investments in mutual funds are based on closing NAV at respective reporting dates.

Fair value hierarchy

Level 1 - This hierarchy includes financial instruments measured using Quoted prices.

Level 2 - Inputs other than quoted prices included within Level 1 that are observable for the financial instrument, either directly (i.e. as prices) or indirectly (i.e. derived from prices).

Level 3 - Inputs for the financial instruments that are not based on observable market data (unobservable inputs).



45

pu

Note No. "12"

Financial risk management

In the course of its business, the Company is exposed primarily to fluctuations in market, credit and liquidity risk, which may adversely impact the fair value of its financial instruments.

1) Market risk

Market risk is the risk of any loss in future earnings, in realizable fair values or in future cash flows that may result from a change in the price of a financial instrument. The value of a financial instrument may change as a result of changes in the interest rates, foreign currency exchange rates, equity price fluctuations, liquidity and other market changes. Future specific market movements cannot be normally predicted with reasonable accuracy.

The Company is not exposed to any of the market risks. In its insurance broking business, the Company solicits insurance policies for insurance companies (customers) which primarily result in receivables in INR at pre-determined rates, hence there is no impact of foreign currency fluctuations. There are no debt obligations which could be subject to variable interest rates. Further, investments of the Company are not subject to fluctuations in equity price.

2) Credit risk

Credit risk is the risk of financial loss arising from counterparty failure to repay or service debt according to the contractual terms or obligations. Credit risk encompasses both the direct risk of default and the risk of deterioration of creditworthiness as well as concentration risks.

Financial instruments that are subject to concentrations of credit risk, principally consist of investments in mutual funds, security deposits, trade receivables and cash equivalents. None of the financial instruments of the Company result in material concentrations of credit risks.

Exposure to credit risk

The carrying amount of financial assets represents the maximum credit exposure. The maximum exposure to credit risk was ₹ 590,840,076/- as of 31 March, 2020, ₹ 477,193,326/- as of 31 March, 2019, being the total of the carrying amount of balances with banks, time deposits with banks, trade receivables, security deposits and investments in mutual funds.

Financial assets that are neither past due nor impaired

None of the Company's cash equivalents, including time deposits with banks, are past due or impaired. Regarding trade receivables and other financial instruments that are neither impaired nor past due, there were no indications as of 31 March, 2020, that defaults in payment obligations will occur.

Credit quality of trade receivables and impairment loss

The ageing of trade receivables as of balance sheet date is given below.

Period (in months)	As at 31 March, 2020			As at 31 March, 2019		
	Gross	Allowance	Net	Gross	Allowance	Net
(a) Not past due up to 1 month	1,05,02,518	-	1,05,02,518	5,61,98,906	-	5,61,98,906
(b) Past due up to 3 months	55,27,932	-	55,27,932	12,30,623	-	12,30,623
(c) Past due 3 - 6 months	9,37,326	-	9,37,326	7,40,615	-	7,40,615
(d) Past due more than 6 months *	12,27,688	(30,43,764)	(18,16,076)	(49,03,639)	-	(49,03,639)
Total	1,81,95,464	(30,43,764)	1,51,51,700	5,32,66,505	-	5,32,66,505

* The negative balance of trade receivables is due to allowance considered on gross receivables

3) Liquidity risk

Liquidity risk refers to the risk that the Company will encounter difficulty in meeting the financial obligations. The objective of liquidity risk management is to maintain sufficient liquidity and ensure that funds are available for use as per requirements.

The Company does not have any obligation arising on account of interest bearing liabilities. The Company invests its surplus funds in liquid schemes of mutual funds, which carry no/low mark to market risks. The Company also constantly monitors expected working capital requirements, accordingly investments are made / redeemed with a view to maintaining financial flexibility.

As at 31 March, 2020 and 31 March, 2019 financial liabilities of ₹ 222,599,112/- and ₹ 80,118,451/- respectively, was payable with maturity profile of one year.

Note No. "13"

Capital Management

The Company's capital management is intended to create value for shareholders by facilitating the meeting of long-term and short-term goals of the Company. The Company determines the amount of capital required on the basis of annual operating plans and long-term

The Company monitors the capital structure on the basis of total debt to equity ratio (capital gearing ratio) and maturity profile of the overall debt portfolio of the Company.

There are no debt obligations for the Company as at 31 March, 2020 & 31 March, 2019, thereby capital gearing ratio will be Nil.

15



15

Tata Motors Insurance Broking and Advisory Services Limited

Notes forming part of Financial Statements as at 31 March, 2020

	As at 31 March, 2020	(Amount in ₹) As at 31 March, 2019
Note No. "14"		
Equity share capital		
Authorised:		
189,000,000 (as at 31 March, 2019 : 189,000,000) Equity shares of ₹10 each	1,89,00,00,000	1,89,00,00,000
	1,89,00,00,000	1,89,00,00,000
Issued, subscribed and paid up:		
5,000,000 (as at 31 March, 2019 : 5,000,000) Equity shares of ₹ 10 each fully paid-up	5,00,00,000	5,00,00,000
	5,00,00,000	5,00,00,000
Reconciliation of number of shares outstanding :		
Opening balance	50,00,000	50,00,000
Changes in equity share capital during the year	-	-
Closing balance	50,00,000	50,00,000
Notes :-		
(A) Terms / rights attached to Equity shares		
The Company has issued only one class of equity shares having a par value of ₹ 10 per share. Each holder of equity share is entitled to one vote per share. The Company declares and pays dividend in Indian rupees. The dividend proposed by the board of director's is subject to the approval of shareholders in the ensuing Annual General Meeting. In the event of liquidation of the Company the holder of equity shares will be entitled to receive remaining assets of the Company after distribution of all preferential amounts. Distribution will be in proportion of equity shares held by the shareholders.		
(B) Shares held by Holding Company / Shareholding in excess of 5%		
All the above equity shares are held by Tata Motors Limited (the holding company) and its nominees.		
(C) Aggregate number of bonus shares issued, shares issued for consideration other than cash and shares bought back during the five years immediately preceding the reporting date		
The Company has not issued any equity shares as bonus shares during the reporting period. Further the Company has not issued any shares for consideration other than cash and bought back any shares during the five years immediately preceding the reporting date.		
Note No. "15"		
Non-current provisions		
Provision for employee benefits :		
Provision for compensated absences	85,71,000	55,13,000
Provision for gratuity	2,47,32,000	1,74,77,000
Provision for long term services awards	4,92,000	4,26,000
	3,37,95,000	2,34,16,000
Current provisions		
Provision for employee benefits :		
Provision for long term services awards	1,90,000	2,28,000
Provision for compensated absences	20,59,000	12,94,000
Provision for gratuity	31,32,000	21,81,000
	53,81,000	37,03,000
Note No. "16"		
Non-current financial liabilities		
Lease Liabilities	4,39,86,778	-
	4,39,86,778	-
Current provisions		
Lease Liabilities	1,81,93,537	-
	1,81,93,537	-
Note No. "17"		
Trade payables		
Payable to related parties	1,39,89,555	31,40,099
Other payables	14,62,14,492	1,59,12,985
	16,02,04,047	1,90,53,084
Note:-		
The Company has sought confirmation from "suppliers" regarding their status under Micro Small and Medium Enterprises Development Act, 2006. Based on the information available with company, there are no amounts unpaid as at 31st March, 2020		
Note No. "18"		
Other financial liabilities		
Dues to employees	6,08,37,037	5,63,14,466
Others	15,58,028	47,50,901
	6,23,95,065	6,10,65,367
Note No. "19"		
Other current liabilities		
Statutory dues	6,23,67,819	4,38,22,963
Unearned income	60,39,919	26,13,817
Provision for expenses	19,87,89,180	20,05,12,124
Others	3,01,810	4,30,542
	26,74,98,728	24,73,79,446



Tata Motors Insurance Broking and Advisory Services Limited

Notes forming part of Financial Statements for year ended 31 March, 2020

(Amount in ₹)

	Year ended 31 March,	
	2020	2019
Note No. "20"		
Revenue from operations		
Brokerage income (Refer Note No. 25)	1,98,07,30,724	1,97,09,46,290
	1,98,07,30,724	1,97,09,46,290
Note No. "21"		
Other income		
Interest income		
- on lease deposits carried at amortised costs	4,53,520	(3,70,245)
- on deposits with banks	3,40,367	3,46,986
Net gain on sale of current investments	1,29,38,703	2,48,13,823
Interest on IT Refund	-	28,75,985
Interest on ICD	61,15,068	70,37,672
Net gain on fair valuation of investments	34,97,238	(91,15,380)
Exchange Gain / Loss	3,47,187	(3,51,002)
	2,36,92,083	2,52,37,839
Note No. "22"		
Employee benefits expenses		
Salaries, wages and bonus	31,76,99,310	25,90,26,161
Contribution to provident and other funds	1,40,72,730	1,17,58,994
Gratuity expenses	52,84,000	31,85,663
Staff welfare	1,41,73,717	1,28,36,682
	35,12,29,757	28,68,07,500
Note No. "23"		
Finance cost		
Interest on Leased Liability	55,39,798	-
	55,39,798	-
Note No. "24"		
Other expenses		
Rent	36,35,246	1,77,52,435
Electricity and water charges	21,48,442	18,21,017
Rates and taxes	2,58,566	58,699
Insurance premium	40,65,877	31,97,384
Repairs and maintenance	40,26,566	28,65,367
Travelling and conveyance expenses	2,38,18,698	2,43,69,229
Legal and professional charges	1,73,16,830	3,43,61,385
Auditors' remuneration	13,80,025	11,47,568
Allowance for bad and doubtful debts (net of reversals)	28,70,531	(9,08,512)
Loss on sale of property, plant and equipment	1,76,135	806
MISP expense	1,25,66,18,374	1,25,06,90,304
IT support expenses	4,04,41,414	3,03,56,668
Call centre expenses	1,98,81,405	3,44,42,738
Communication	69,17,811	78,63,585
Recruitment expenses	18,11,776	25,63,413
Corporate Social Responsibility Expenses	41,06,161	27,78,499
Miscellaneous expenses	1,99,42,196	3,21,41,382
	1,40,94,16,053	1,44,55,01,967



15

15

Tata Motors Insurance Broking and Advisory Services Limited

Notes forming part of Financial Statements for year ended 31 March, 2020

Note No. "25"

Revenue from Operations - Insurer wise

Revenue from Operations in the statement of profit and loss comprises of,

S.No.	Name of the Insurer	(Amount in ₹)	
		As at March 31,	
		2020	2019
1	Aditya Birla Health Insurance Co. Ltd.	2,84,935	79,476
2	Aditya Birla Sun Life Insurance Co. Ltd.	2,48,977	-
3	Allianz Global Corporate & Speciality	1,81,195	-
4	Apollo Munich Health Insurance Co. Ltd.	44,65,611	17,85,712
5	Asia Capital Re	14,15,463	-
6	Asia Capital Reinsurance Malasiya SDN BHD	17,872	-
7	Asian Reinsurance Corporation	1,48,731	-
8	Aviva Life Insurance Co. Ltd.	3,881	-
9	Bajaj Allianz General Insurance Co. Ltd.	9,47,18,412	7,05,26,893
10	Bajaj Allianz General Insurance Co. Ltd. RI	20,014	-
11	Belarus Re	49,894	-
12	Berkshire Hathaway Specialty Insurance	93,799	-
13	Bharti Axa General Insurance Co. Ltd.	9,07,38,709	4,36,13,466
14	Bharti Axa General Insurance Co. Ltd. RI	26,888	-
15	Caisse Centrale de Reassurance	2,28,548	-
16	CESC Ltd.	5,00,000	-
17	Cholamandalam MS General Insurance Co. Ltd.	13,12,09,730	10,63,33,809
18	Clements Worldwide	35,899	2,40,434
19	ED Broking LLP	2,72,888	-
20	Export Credit Guarantee Corporation Ltd.	54,768	-
21	Future Generali India Insurance Co. Ltd.	5,09,75,525	7,53,138
22	General Insurance Co.	5,31,185	7,47,031
23	Go Digit General Insurance Ltd.	28,59,198	-
24	Go Digit General Insurance Ltd. RI	71,672	-
25	Hannover Ruck Se	6,82,138	-
26	HDFC Ergo General Insurance Co. Ltd.	2,11,24,475	53,04,718
27	HDFC Ergo General Insurance Co. Ltd. RI	52,144	-
28	HDFC Life Insurance Co. Ltd.	6,90,700	-
29	ICICI Lombard General Insurance Co. Ltd.	6,59,42,199	11,51,61,975
30	ICICI Prudential Life Insurance Co. Ltd.	42,469	4,855
31	Iffco Tokio General Insurance Co. Ltd.	16,50,37,387	14,64,25,035
32	Iffco Tokio General Insurance Co. Ltd. RI	2,24,236	-
33	Latitude Brokers Pte. Ltd.	82,627	1,15,678
34	Liberty General Insurance Ltd.	8,65,09,100	4,43,96,805
35	Liberty General Insurance Ltd. RI	6,670	-
36	Liberty Speciality Mkt Singapore	10,090	-
37	Magma HDI General Insurance Co. Ltd.	8,57,20,017	6,84,95,526
38	Manipal Cigna Health Insurance Co. Ltd.	1,52,382	-
39	Mapfre Reinsurance Co.	38,613	-
40	Max Life Insurance Co. Ltd.	92,127	-
41	Munich Reinsurance Co.	15,64,826	-
42	Nasco Re	1,95,871	-
43	National Insurance Co. Ltd.	21,86,84,909	38,57,32,512
44	National Insurance Co. Ltd. RI	(1,76,552)	-
45	Newline Asia Services Pte. Ltd.	10,151	-
46	Nexus Underwriting Asia Ltd	(1,14,590)	1,14,590
47	Phillips Carbon Black Ltd.	25,000	-
48	PNB MetLife India Insurance Co. Ltd.	1,62,800	58,155
49	Professional Insurance Corporation Zambia PLC	92,01,324	-
50	Qianhai Reinsurance Co. Ltd.	1,20,014	-
51	Raheja QBE General Insurance Co. Ltd.	2,40,819	7,00,838
52	Raheja QBE General Insurance Co. Ltd. RI	37,086	-
53	Ramky Enviro Engineers Ltd.	95,840	-
54	Reliance General Insurance Co. Ltd.	24,66,449	1,42,396
55	Religare Health Insurance Co. Ltd.	7,78,026	1,71,144
56	Royal Sundaram General Insurance Co. Ltd.	4,16,13,586	8,51,88,455
57	SBI General Insurance Co. Ltd.	66,73,204	25,24,984
58	SBI General Insurance Co. Ltd. RI	12,69,000	-
59	SCOR Se	63,648	-
60	Shriram General Insurance Co. Ltd.	18,26,941	-
61	Sirius International Insurance Corp Ltd.	6,71,453	-
62	Star Health and Allied Insurance Co. Ltd.	2,84,999	2,27,380
63	Star Intl. Ins. Singapore (Pte) Ltd	30,092	2,09,746
64	Swiss Re International	9,78,814	88,134
65	Taiping Reinsurance Brokers Ltd.	4,59,914	-
66	Tata AIA Life Insurance Co. Ltd.	4,68,842	28,69,33,147
67	TATA AIG General Insurance Co. Ltd.	23,13,57,121	42,63,15,874
68	TATA AIG General Insurance Co. Ltd. RI	1,78,757	-
69	Tata Metaliks Ltd.	3,50,000	-
70	Tata Steel Ltd.	20,00,000	-
71	The New India Assurance Co. Ltd.	50,23,29,988	17,26,07,524
72	The New India Assurance Co. Ltd. RI	2,48,157	-
73	The Oriental Insurance Co. Ltd.	13,90,54,345	59,46,830
74	United India Insurance Co. Ltd.	1,19,89,241	-
75	XL Insurance Company SE	29,481	-

With respect to the disclosure required as per clause 34(6) of the IRDAI (Insurance Brokers), Regulations 2018, on details of payments received by the group companies and /or associates and / or related parties of the insurance broker from any insurer and the details thereof, the Company was unable to obtain the details from the respective companies. The Company has made submission to the regulator seeking approval in this regard however the response is awaited at the date of these financial statements.



13

13

Tata Motors Insurance Broking and Advisory Services Limited

Notes forming part of Financial Statements for year ended 31 March, 2020

Note No. "26"

Income Taxes

	(Amount in ₹)	
	As at March 31,	
	2020	2019
Income tax expenses in the statement of profit and loss comprises of,		
Current taxes	5,74,21,560	7,03,96,110
<u>Deferred taxes</u>		
Relating to origination and reversal of temporary differences	(24,16,712)	5,37,600
	<u>5,50,04,848</u>	<u>7,09,33,710</u>
The major components of tax expenses and the reconciliation of the expected tax expenses based on the domestic effective tax rate of the company at 25.17% (2018-19 29.12%) and the reported tax expenses in statement of profit and loss are as follows,		
Profit before tax	20,98,36,933	25,65,70,451
Expected tax expenses	5,28,11,760	7,47,13,320
Items (net) not deductible for tax / not liable to tax :		
Tax effect of expenses that are not deductible for tax purposes	14,63,538	6,86,580
Tax effect due to not taxable income for tax purposes	(70,540)	(44,66,190)
Impact of change in tax rates	8,00,090	-
Tax expense reported	5,50,04,848	7,09,33,710

15



15

Tata Motors Insurance Broking and Advisory Services Limited

Notes forming part of Financial Statements as at 31 March, 2020

Note No. "27"

Related Party Disclosure

The Company's related parties principally consist of Tata Motors Limited (Holding Company), fellow subsidiaries and subsidiaries of Tata Sons Ltd. The Company routinely enters into transactions with these related parties in the ordinary course of business. The Company enters into transactions for services with its related parties.

List of related parties with which transactions carried during the financial year

S.No.	Name of the Party	Relationship
1	Tata Motors Limited	Holding Company
2	TML Business Services Limited (formerly known as Concorde Motors (India) Limited)	Fellow Subsidiary
3	TMF Holdings Limited	Fellow Subsidiary
4	Tata Motors Finance Limited	Subsidiary of Fellow Subsidiary
5	Tata Sons Private Limited	Ultimate Holding Company
6	Tata Consultancy Services Limited	Subsidiaries of Tata Sons Ltd.
7	Tata Teleservices Limited	Subsidiaries of Tata Sons Ltd.
8	Tata Teleservices (Maharashtra) Limited	Subsidiaries of Tata Sons Ltd.
9	Tata Communications Limited	Subsidiaries of Tata Sons Ltd.
10	Tata AIG General Insurance Company Limited	Subsidiaries of Tata Sons Ltd.
11	Tata AIA Life Insurance Company Limited	Subsidiaries of Tata Sons Ltd.
12	Ravichandran Murgesan	Key Managerial Personnel

The following table summarizes related-party transactions and balances included in the financial statements for the year ended and as of 31 March, 2020:

	Holding company	Fellow subsidiary	Subsidiary of Fellow subsidiary	Ultimate Holding Company	Subsidiaries of Tata Sons Ltd.	Key Managerial Personnel
(Amount in ₹)						
Transactions :						
(a) Services received	48,34,957	2,79,21,028	13,10,000	7,51,000	90,06,390	-
(b) Services rendered	-	-	-	-	23,18,25,963	-
(c) Purchase of property, plant and equipment	-	-	-	-	-	-
(d) Inter-Corporate Deposit placed	-	10,00,00,000	-	-	-	-
(e) Inter-Corporate Deposit redeemed	-	10,00,00,000	-	-	-	-
(f) Interest received on Interest-Corporate Deposit	-	61,15,068	-	-	-	-
(g) Managerial Compensation	-	-	-	-	-	3,07,10,069
Balances:						
(a) Trade and other receivables	-	-	-	-	(7,854)	-
(b) Trade payables	19,70,637	1,09,91,838	-	55,080	9,72,000	-

The following table summarizes related-party transactions and balances included in the financial statements for the year ended and as of 31 March, 2019:

	Holding company	Fellow subsidiary	Subsidiary of Fellow subsidiary	Ultimate Holding Company	Subsidiaries of Tata Sons Ltd.	Key Managerial Personnel
(Amount in ₹)						
Transactions :						
(a) Services received	27,66,995	5,73,55,006	35,400	-	1,10,56,323	-
(b) Services rendered	-	-	-	-	33,32,50,345	-
(c) Purchase of property, plant and equipment	8,64,024	15,49,812	-	-	-	-
(d) Inter-Corporate Deposit placed	-	65,00,00,000	-	-	-	-
(e) Inter-Corporate Deposit redeemed	-	65,00,00,000	-	-	-	-
(f) Interest received on Interest-Corporate Deposit	-	70,37,672	-	-	-	-
(g) Managerial Compensation	-	-	-	-	-	2,32,84,730
Balances:						
(a) Trade and other receivables	-	-	-	-	1,50,20,107	-
(b) Trade payables	5,69,699	32,400	-	-	25,38,000	-

VS



dm

Tata Motors Insurance Broking and Advisory Services Limited

Notes forming part of Financial Statements for year ended 31 March, 2020

28. Contingent liabilities in respect of service tax claims against the Company not acknowledged as debt ₹ 245,500 (Previous year: ₹ 230,100).
29. The Company has renewed its license with IRDA to act as a Composite Broker identified in the Insurance Regulatory and Development Authority (Insurance Brokers) Regulations, 2002 effective from 13 May, 2020 to 12 May, 2023. Apart from insurance broking activities, the Company does not have any other business segments. Also, in absence of separate geographical segments, segment information as required by the Indian Accounting Standard (Ind-AS) 108 on "Operations Segments" has not been furnished.

30. Particulars of earnings per share (EPS)

Particulars	Year ended 31 March, 2020	Year ended 31 March, 2019
Profit for the year - (in ₹)	154,832,085	185,636,741
Weighted average number of equity shares outstanding for calculation of Basic EPS for the year	5,000,000	5,000,000
Weighted average number of equity shares outstanding for calculation of Diluted EPS for the year	5,000,000	5,000,000
Nominal value of shares	10.00	10.00
Earnings per share – Basic and Diluted (in ₹)	30.97	37.13

31. Auditors' remuneration

Particulars	Amount (₹)	
	Year ended 31 March, 2020	Year ended 31 March, 2019
Audit fees	704,117	704,117
Tax audit fees	50,177	46,150
Other certification fees	534,848	336,000
Reimbursement of expenses	90,883	61,301
Total *	1,380,025	1,147,568

*Excluding applicable Taxes ₹ 262,708/- (Goods and Service Tax in Previous year: ₹ 173,986/-) claimed as input credit.

32. Dividend expense during the year ended 31 March, 2020 include an interim dividend of ₹75,000,000/- (₹ 15 per fully paid equity share). The Board of Directors of the Company at its meeting dated 22 October, 2019 have proposed & declared interim dividend. The liability in this respect is paid on 31 October, 2019.

15



16

Tata Motors Insurance Broking and Advisory Services Limited

Notes forming part of Financial Statements for year ended 31 March, 2020

33. Defined benefit plan / Long term Compensated absences

Amount (₹)

S. No.	Particulars	Gratuity	
		31 March, 2020	31 March, 2019
I	Component of employer expenses		
	Current Service Cost	3,805,000	2,682,000
	Interest Cost	1,479,000	1,018,000
	Expected return on plan assets	-	-
	Actuarial Losses	3,813,924	2,810,000
	Total expenses	9,097,924	6,510,000
	Less : Received from other employers	-	-
	Total expenses recognised in the Statement of Profit and Loss	9,097,924	6,510,000
ii	Actual Contribution and Benefit Payments		
	Actual benefit payments	891,924	141,000
	Actual Contribution	-	-
iii	Net liability recognised in Balance Sheet		
	Present Value of Defined Benefit Obligation	27,864,000	19,658,000
	Fair Value of plan assets	-	-
	Experience adjustment on plan liabilities	-	-
	Experience adjustment on plan assets	-	-
	Net liability recognised in the Balance Sheet	(27,864,000)	(19,658,000)
iv	Change in Defined Benefit Obligations (DBO)		
	Present Value of DBO at the beginning of the year	19,658,000	13,289,000
	Current Service Cost	3,805,000	2,682,000
	Acquisitions/ Transfer in	-	-
	Interest cost	1,479,000	1,018,000
	Actuarial Losses / (Gains)	3,813,924	2,810,000
	Benefits paid	(891,924)	(141,000)
	Present Value of DBO	27,864,000	19,658,000
V	Actuarial Assumptions		
	The actuarial assumptions used in account for the defined benefit obligation are set out below :		
	Discount rate (%)	6.90%	7.70%
	Expected Return on plan assets (%)	N/A	N/A
	Salary escalation	9.5% For First Two Years and 8% thereafter	9.5% For First Two Years and 7.5% thereafter
	Mortality	Indian Assured Lives Mortality (2006-08)	Indian Assured Lives Mortality (2006-08)

42



42

Tata Motors Insurance Broking and Advisory Services Limited

Notes forming part of Financial Statements for year ended 31 March, 2020

S. No.	Particulars	Amount (₹)	
		31 March, 2020	31 March, 2019
I	Component of employer expenses		
	Current Service Cost	2,398,000	1,617,000
	Interest Cost	462,000	308,000
	Expected return on plan assets	-	-
	Actuarial Losses	2,570,000	1,299,000
	Total expenses recognised in the Statement of Profit and Loss	5,430,000	3,224,000
ii	Actual Contribution and Benefit Payments		
	Actual benefit payments	1,607,000	827,000
	Actual Contribution	-	-
iii	Net liability recognised in Balance Sheet		
	Present Value of Defined Benefit Obligation	10,630,000	6,807,000
	Fair Value of plan assets	-	-
	Experience adjustment on plan liabilities	-	-
	Experience adjustment on plan assets	-	-
	Net liability recognised in the Balance Sheet	(10,630,000)	(6,807,000)
iv	Change in Defined Benefit Obligations (DBO)		
	Present Value of DBO at the beginning of the year	6,807,000	4,410,000
	Current Service Cost	2,398,000	1,617,000
	Acquisitions/ Transfer in	-	-
	Interest cost	462,000	308,000
	Actuarial Losses	2,570,000	1,299,000
	Benefits paid	(1,607,000)	(827,000)
	Present Value of DBO	10,630,000	6,807,000
V	Actuarial Assumptions		
	The actuarial assumptions used in account for the defined benefit obligation are set out below :		
	Discount rate (%)	6.90%	7.70%
	Expected Return on plan assets (%)	N/A	N/A
	Salary escalation	9.5% For First Two Years and 8% thereafter	10% For First Two Years and 7.5% thereafter
	Mortality	Indian Assured Lives Mortality (2006-08)	Indian Assured Lives Mortality (2006-08)

- (a) Significant actuarial assumptions used for the determination defined benefit obligation are discount rate and salary escalation rate. Sensitivity analysis below have been determined based on reasonably possible changes of the respective assumptions occurring at the end of reporting period, while holding other assumptions constant.



f

dm

Tata Motors Insurance Broking and Advisory Services Limited

Notes forming part of Financial Statements for year ended 31 March, 2020

(b) Sensitivity Analysis

Effect on defined benefit Obligation	Amount (₹)			
	31 March, 2020		31 March, 2019	
	Increase 1%	Decrease 1%	Increase 1%	Decrease 1%
Discount rate	(1,651,000)	1,832,000	(342,000)	379,000
Salary escalation rate	1,793,000	(1,648,000)	375,000	(344,000)

(c) Defined Contribution Plan

The Company's contribution to defined contribution plan aggregated ₹ 14,072,730 (Previous year ₹ 11,758,994) for the year ended 31 March, 2020 has been recognised in the Statement of Profit and Loss in Note no 22.

- (d) The assumptions of future salary increases, considered in actuarial valuation, takes into account of inflation, seniority, promotion and other relevant factors, such as supply and demand in the employment market.
- (e) The present value of the defined benefit obligation calculated with the same method (project unit credit) as the defined benefit obligation recognised in the balance sheet. The sensitivity analyses are based on a change in one assumption while not changing all other assumptions. This analysis may not be representative of the actual change in the defined benefit obligation as it is unlikely that the change in the assumptions would occur in isolation of one another as some of the assumptions may be correlated.

34. Provident Fund

The following tables set out the funded status of the defined benefit provident fund plan of Tata Motors limited and the amounts recognized in the Company's financial statements as at 31 March, 2020.

Particulars	Amount (₹)
	Year ended 31 March, 2020
Change in benefit obligations:	
Defined benefit obligations at the beginning	8,58,34,000
Service cost	86,75,000
Employee contribution	1,44,27,000
Acquisitions (credit) / cost	95,76,000
Interest expense	83,45,000
Actuarial (gains) / losses arising from changes in experience adjustments on plan liabilities	(54,000)
Benefits paid	(67,34,000)
Defined benefit obligations at the end	12,00,69,000
Change in plan assets:	
Fair value of plan assets at the beginning	8,62,33,000
Acquisition Adjustment	95,76,000
Interest income	85,00,000
Return on plan assets excluding amounts included in interest income	18,19,000
Contributions (employer and employee)	2,30,04,000
Benefits paid	(67,34,000)
Fair value of plan assets at the end	12,23,98,000
Amount recognised in the balance sheet consists of	
Present value of defined benefit obligation	12,00,69,000
Fair value of plan assets	12,23,98,000
Effect of asset ceiling	(23,29,000)
Net liability	-

NS



an

Tata Motors Insurance Broking and Advisory Services Limited

Notes forming part of Financial Statements for year ended 31 March, 2020

	As at 31 March, 2020
Total amount recognised in other comprehensive income consists of :	
Remeasurements (gains) / losses	57,000
	57,000
	For the year ended 31 March, 2020
Net pension and post retirement medical cost consist of the following components :	
Service cost	86,75,000
Net interest cost / (income)	(1,55,000)
Net periodic cost	85,20,000
Other changes in plan assets and benefit obligation recognised in other comprehensive income	
Remeasurements	
Return on plan assets, (excluding amount included in net Interest expense)	(18,19,000)
Actuarial (gains) / losses arising from changes in experience adjustments on plan liabilities	(54,000)
Adjustments for limits on net asset	19,30,000
Total recognised in other comprehensive income	57,000
Total recognised in statement of profit and loss and other comprehensive income	85,77,000

The assumptions used in determining the present value obligation of the Provident Fund is set out below :

	As at 31 March, 2020
Particulars	
Discount rate	6.90%
Expected rate of return on plan assets	8.60%
Remaining term to maturity of portfolio	24.9

The breakup of the plan assets into various categories as at March 31, 2020 is as follows :

	As at March 31, 2020
Particulars	
Central and State government bonds	46.2%
Public sector undertakings and Private sector bonds	34.7%
Others	19.1%
Total	100.0%

The asset allocation for plan assets is determined based on investment criteria prescribed under the relevant regulations.

As at March 31, 2020, the defined benefit obligation would be affected by approximately ₹35.50 lakhs on account of a 0.50% decrease in the expected rate of return on plan assets.

NS



DM

35. Corporate Social Responsibility (CSR) Expenditure

The Company has incurred a total expenditure of ₹ 4,106,161/- which is being debited to the Statement of Profit and Loss for the year ended 31 March 2020.

Nature of expenses	Schedules in the financial statements	Amount (₹)	
		31 March, 2020	31 March, 2019
Donation to Prasad Chikitsa	Other expenses	1,059,161	2,046,499
Donation to Save the Children India	Other expenses	1,187,000	732,000
Donation to BAIF Institute for Sustainable Live	Other expenses	1,860,000	-
Total		4,106,161	2,778,499

The CSR committee constituted by the Board of Directors of the Company under sec 135 of the Act supervises all the expenditure incurred for CSR purposes.

Following is the information regarding projects undertaken and expenses incurred on CSR activities during the year ended 31 March, 2020

- a. Gross amount required to be spent by the Company during the year - ₹ 4,106,161/-
b. Amount spent during the year on CSR activities:

Sr. No.	Nature of expenses	Amount paid	Amount yet to be paid	Amount (₹)
				Total
(i)	Construction/acquisition of any asset	1,059,161	-	1,059,161
(ii)	On purposes other than (i) above	3,047,000	-	3,047,000
Total		4,106,161	-	4,106,161

Following is the information regarding projects undertaken and expenses incurred on CSR activities during the year ended 31 March, 2019

- a. Gross amount required to be spent by the Company during the year - ₹ 2,778,499/-
b. Amount spent during the year on CSR activities:

Sr. No.	Nature of expenses	Amount paid	Amount yet to be paid	Total
(i)	Construction/acquisition of any asset	-	-	-
(ii)	On purposes other than (i) above	2,778,499	-	2,778,499
Total		2,778,499	-	2,778,499

15



16

Tata Motors Insurance Broking and Advisory Services Limited

Notes forming part of Financial Statements for year ended 31 March, 2020

36. The COVID-19 pandemic is rapidly spreading throughout the world, including India. The Company's offices have been under nationwide lockdown for a considerable period of time, including after the yearend. As a result of the lockdown, the likely revenue for the month of March 2020 for the retail vertical has been impacted. The Company is monitoring the situation closely taking into account directives from the Government. Management believes that it has taken into account all the possible impacts of known events arising from COVID-19 pandemic and the resultant lockdown in the preparation of the financial statements including the assessment of net realizable values of trade receivables and other assets and the recoverable values of its property, plant and equipment and intangible assets. However, the impact assessment of COVID-19 and the resultant restrictions will be a continuing process given the uncertainties associated with its nature and duration and, accordingly, the impact may be different from that estimated as at the date of approval of these financial statements. The Company will continue to monitor any material changes to future economic conditions.

Signature to note 1 to 36

For B S R & Co. LLP
Chartered Accountants

Firm Registration No. 101248W/W-100022




Vaibhav Shah
Partner

Membership No. 117377

Mumbai, 3 June 2020

For and on behalf of the Board of Directors



Shyam Mani
Director

DIN - 00273598



V B Somaiya
Director

DIN - 03185227



R T Wasan
Director

DIN - 06425463



Ravichandran Murugesan
Managing Director, Chief
Executive Officer & Principal Officer

DIN - 07899184



Bhanu Bhai Sharma
Chief Financial Officer
& Company Secretary

